

# Dar-ul-Madinah

International Islamic School System (Punjab)

## Nursery

# Summer

# Vacation

## Homework

Name \_\_\_\_\_

Father's Name \_\_\_\_\_


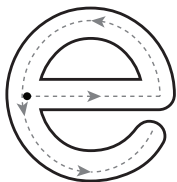
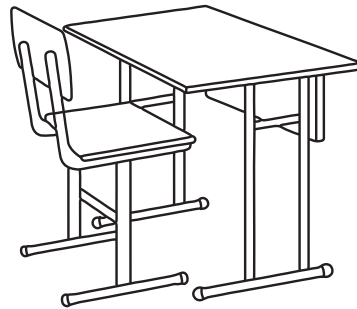
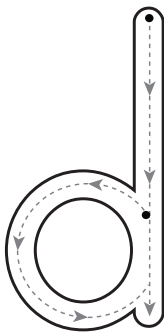

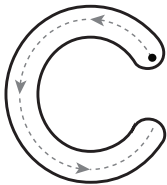

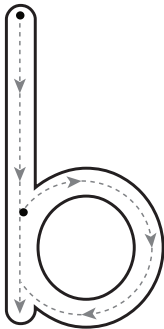

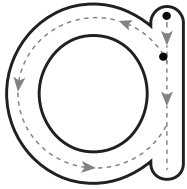
Section \_\_\_\_\_ Phone \_\_\_\_\_

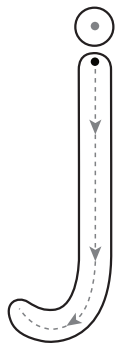
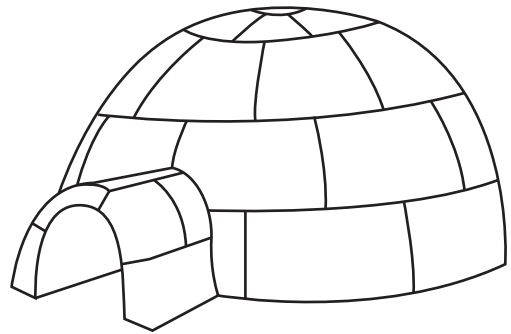
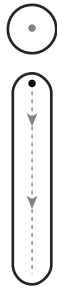

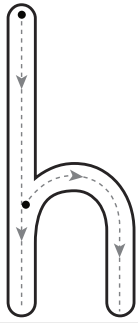

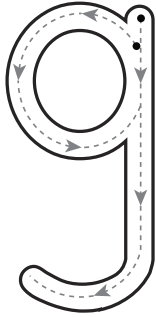

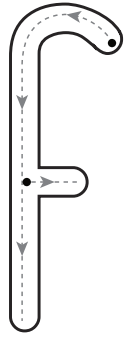
G.R. No. \_\_\_\_\_ Roll No. \_\_\_\_\_

School \_\_\_\_\_

# English

Read, trace and colour















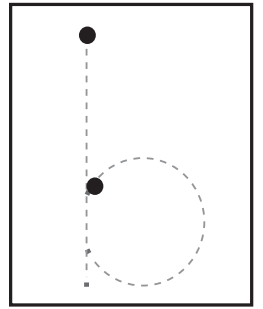
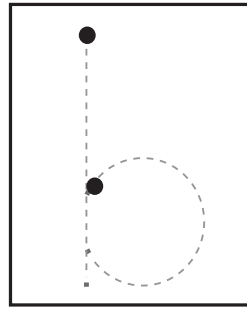
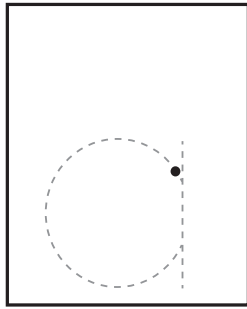
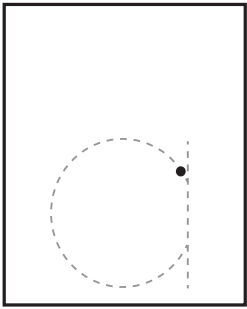
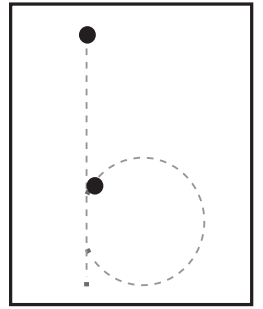
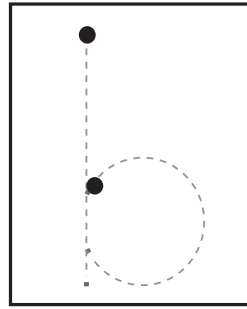
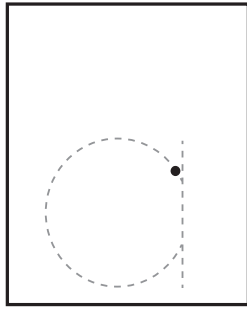
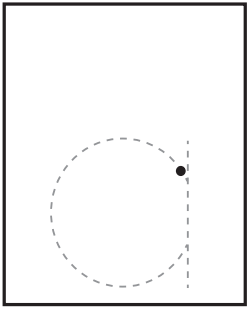



Read, trace and write


a















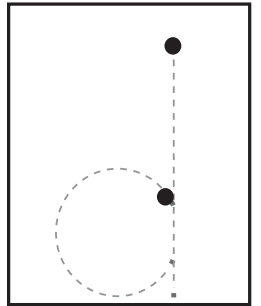
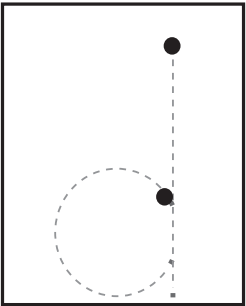
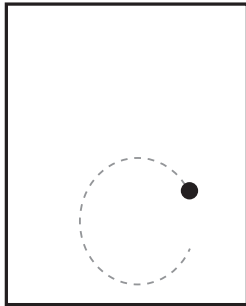
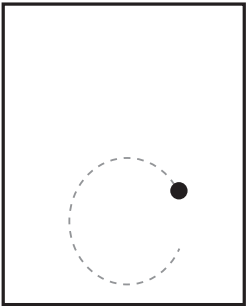
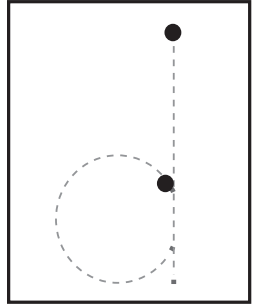
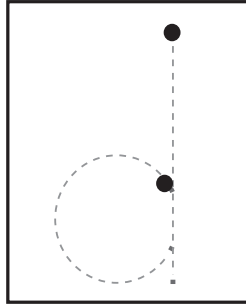
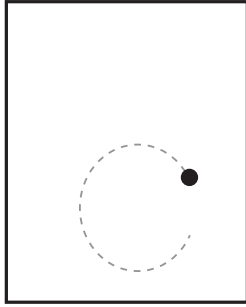
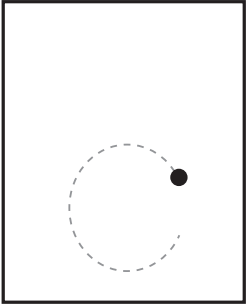
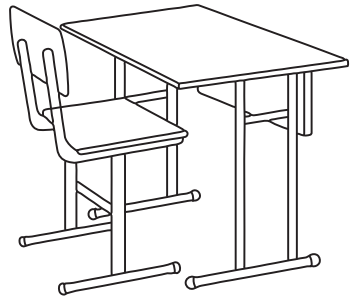
b




c















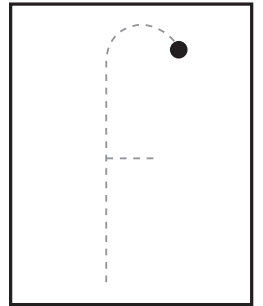
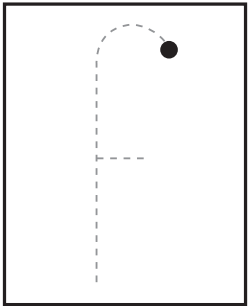
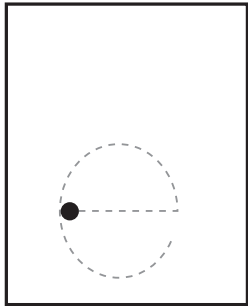
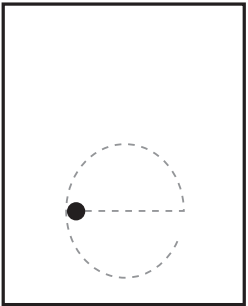
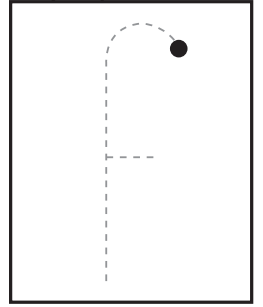
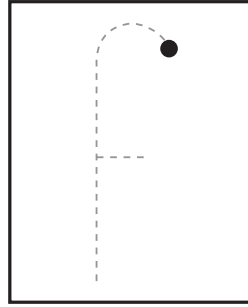
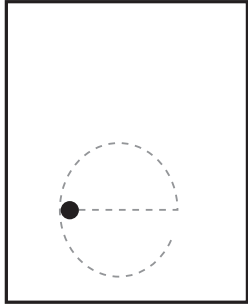
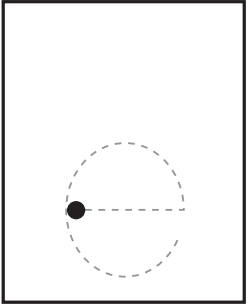

d




e















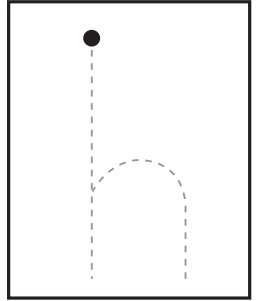
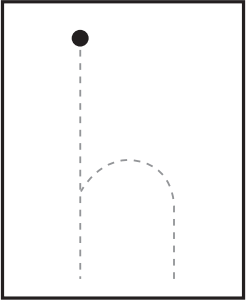
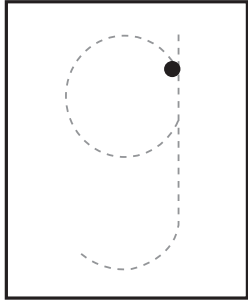
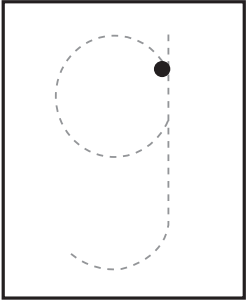
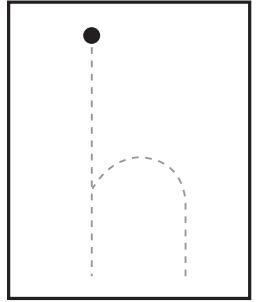
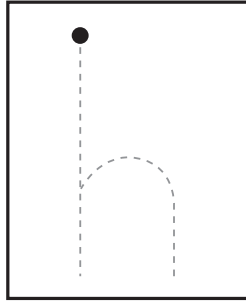
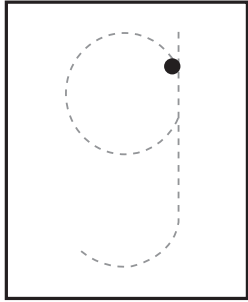
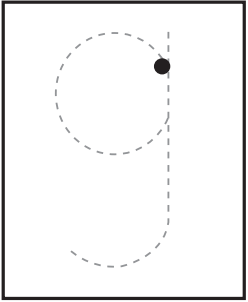

f



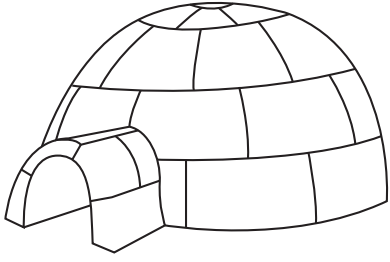
g



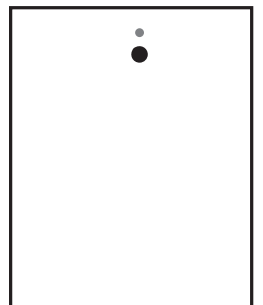











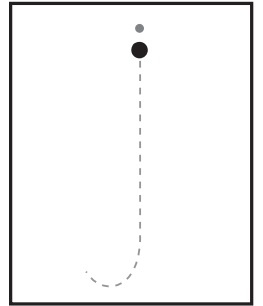
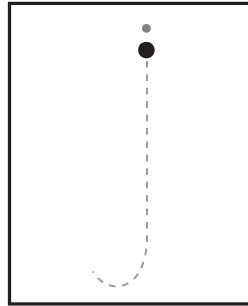
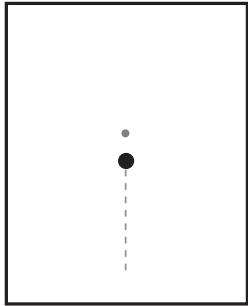
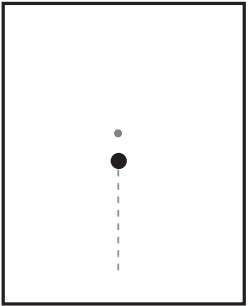
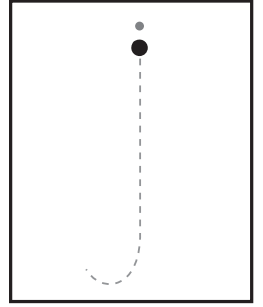
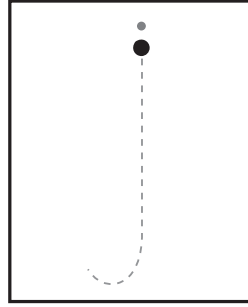
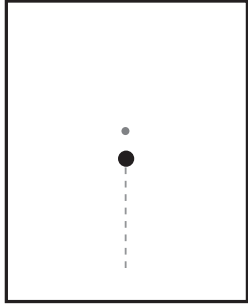
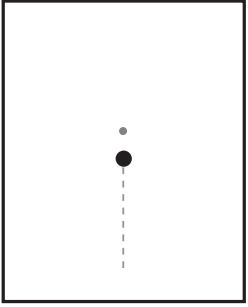
h



i













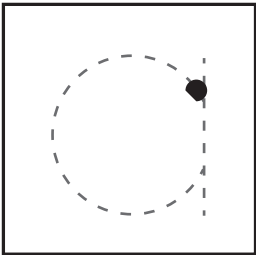


j


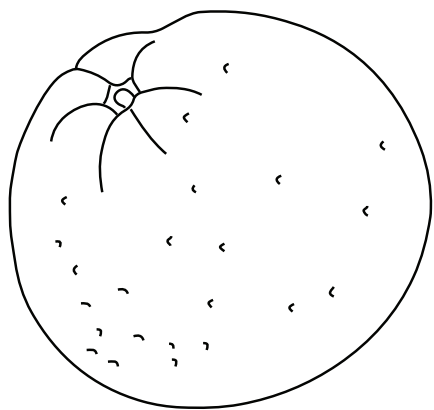




Write beginning sound of pictures.





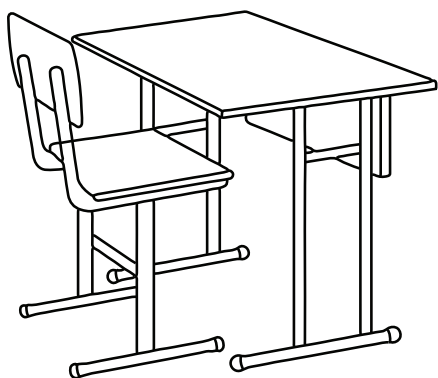
See the pictures and circle the correct sound



o a

n m

k j




d a

n f

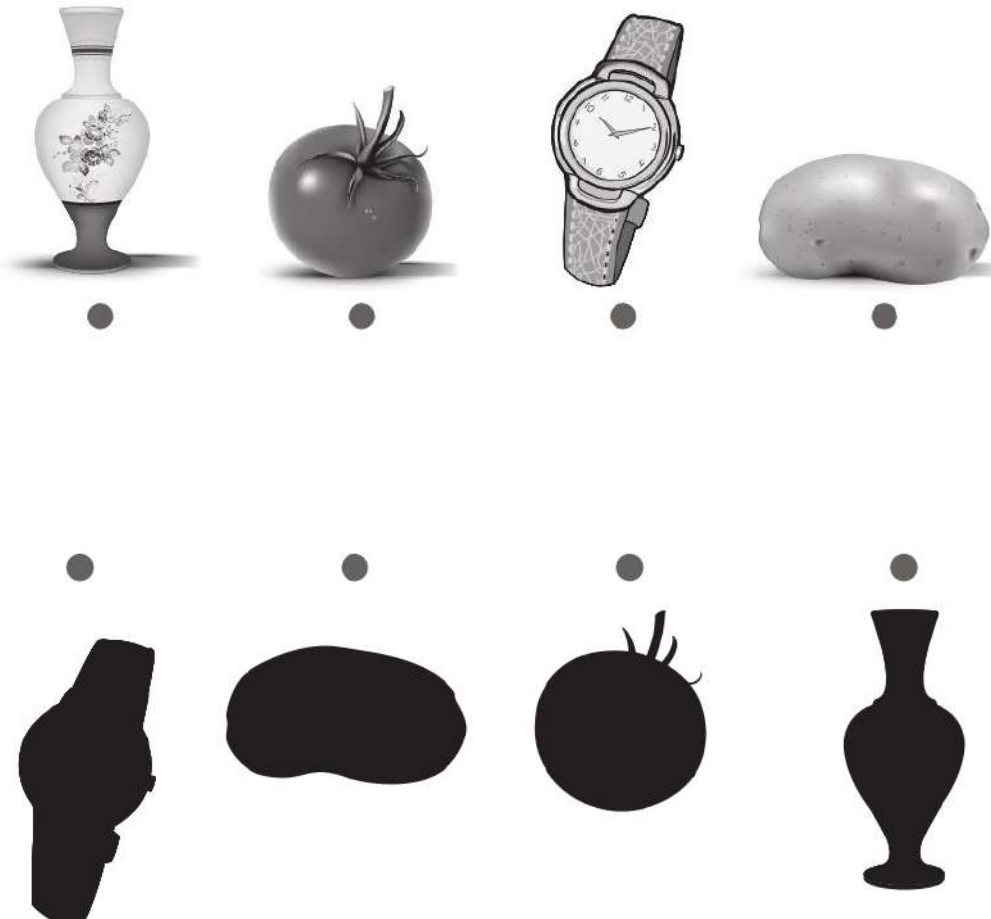
k g

# Mathematics


❖ Colour the odd one out.



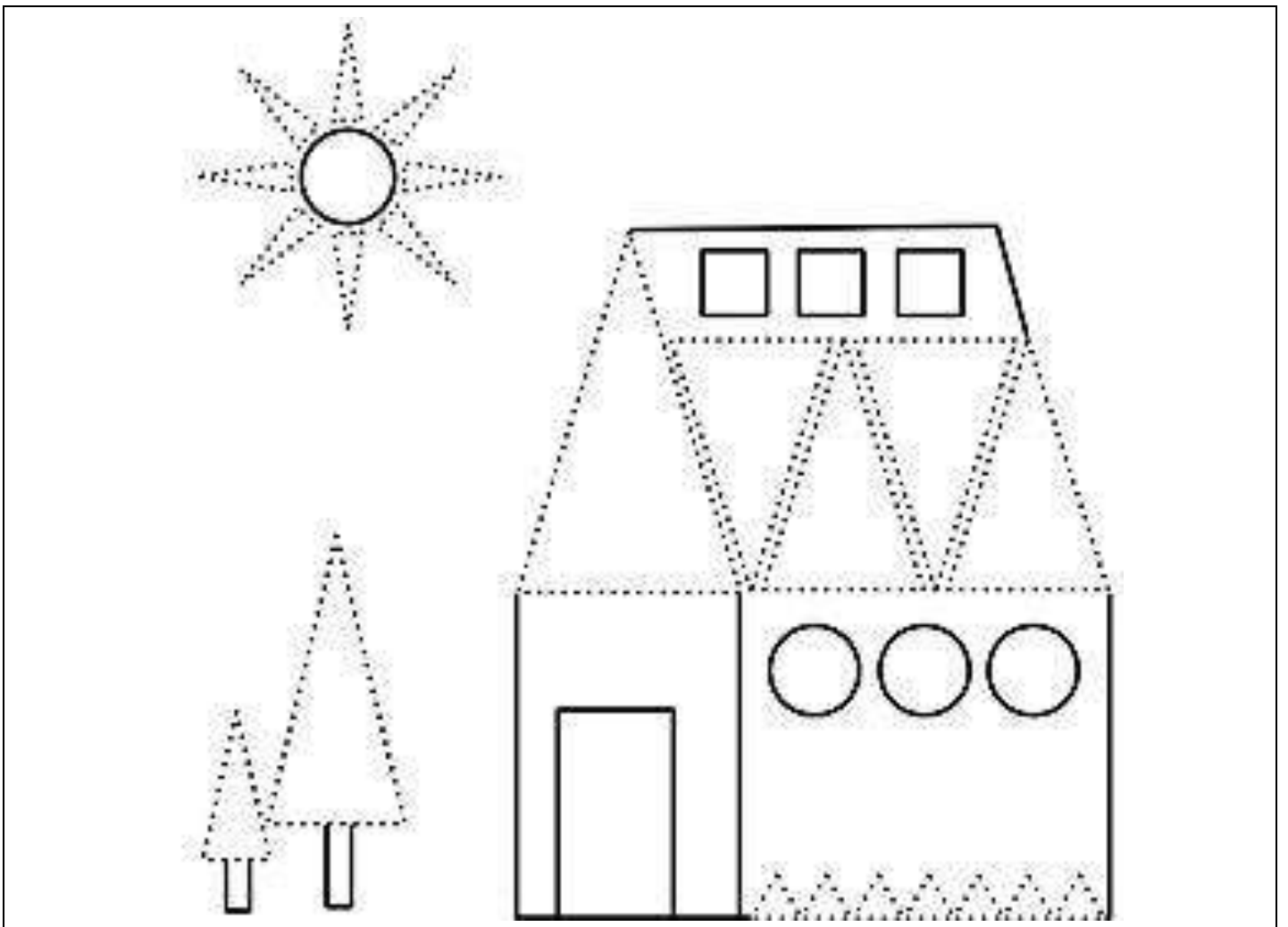
❖ Match the pictures with their shadows.




❖ Trace and colour the big apple.




❖ Trace and colour the circles (Red) and triangles (Yellow).



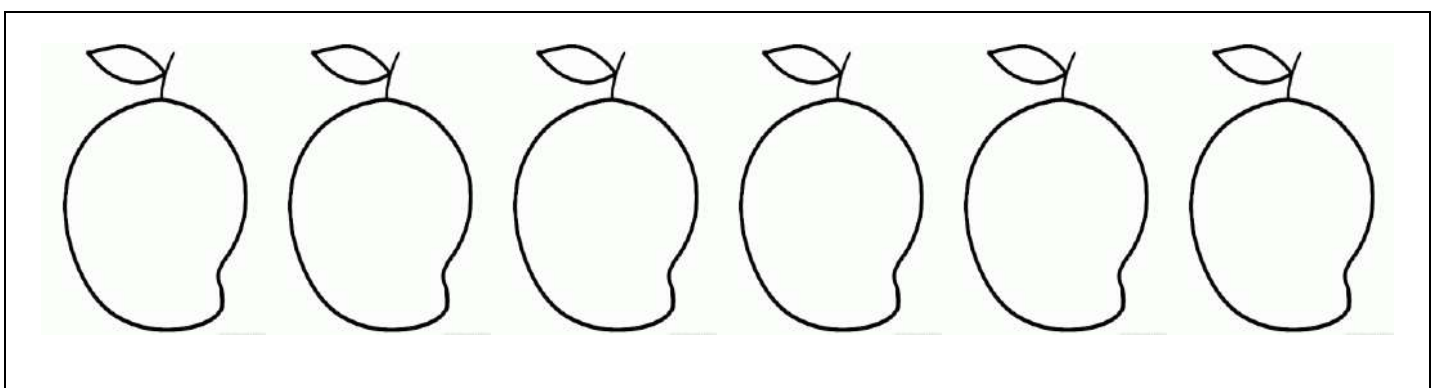
❖ Trace and colour the big circles (Red) and small triangles (Yellow).




❖ Colour tall objects. (Red)



❖ Colour only 4 Mangoes.



❖ Match objects with numbers.



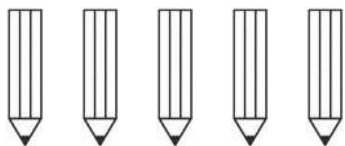
•

• 5



•

• 4



•


• 2

❖ Match objects with cardinal numbers.



•

• four



•

• three



•

• five



•

• one

❖ Match numbers with cardinal numbers.

two •

• 5

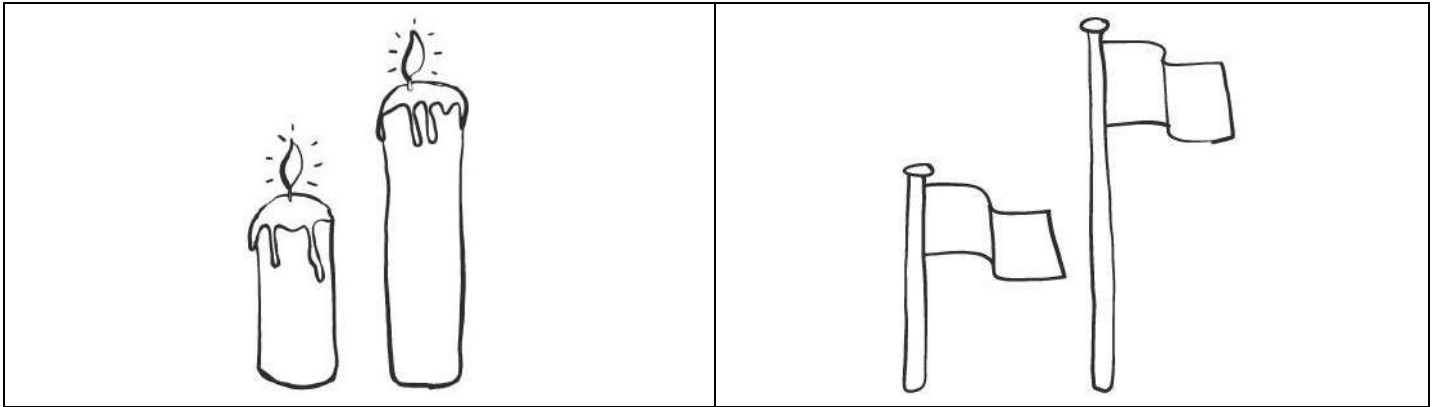
five •

• 4

four •

• 2

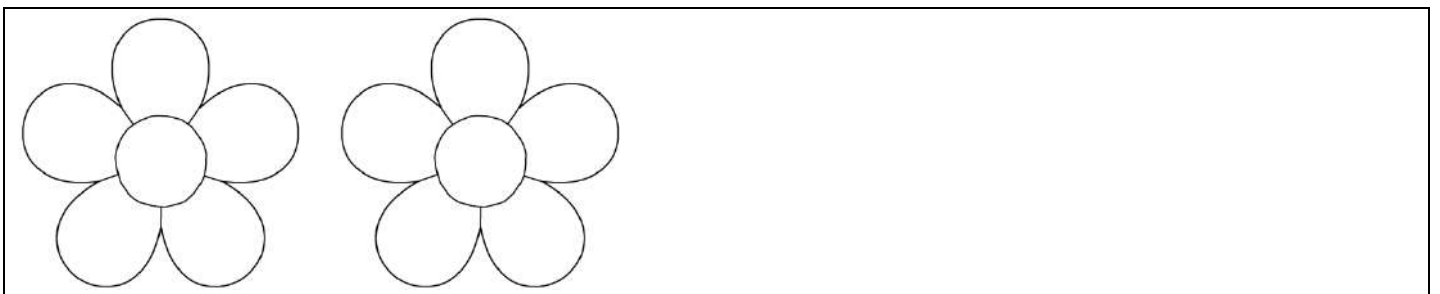
❖ Colour short objects. (Yellow)




❖ Draw and colour 5 balls.



❖ Draw 2 more flowers.




❖ Count fingers and write the numbers.



# EVS

Learn and colour in the basic principle of Islam.






تصاویر کو حروف سے ملائیے۔

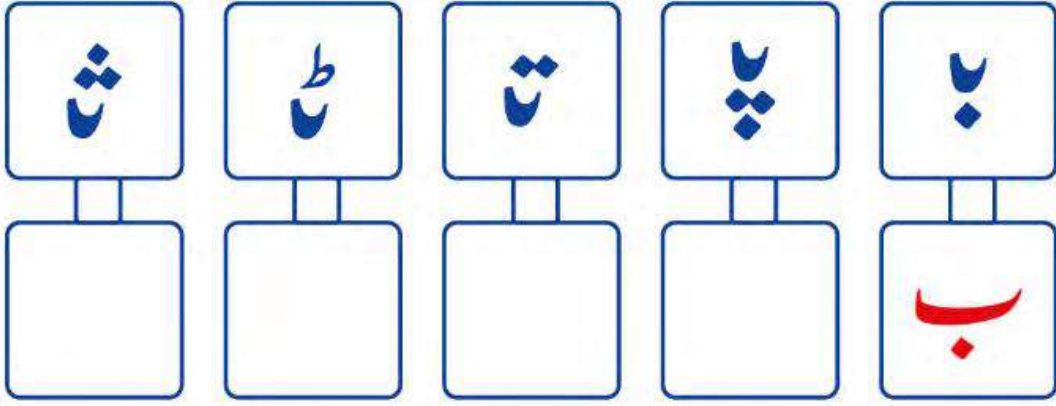
	•	•	ب
	•	•	ج
	•	•	ت
	•	•	خ
	•	•	ط
	•	•	پ
	•	•	چ

پنسل پھیرے اور لکھیے

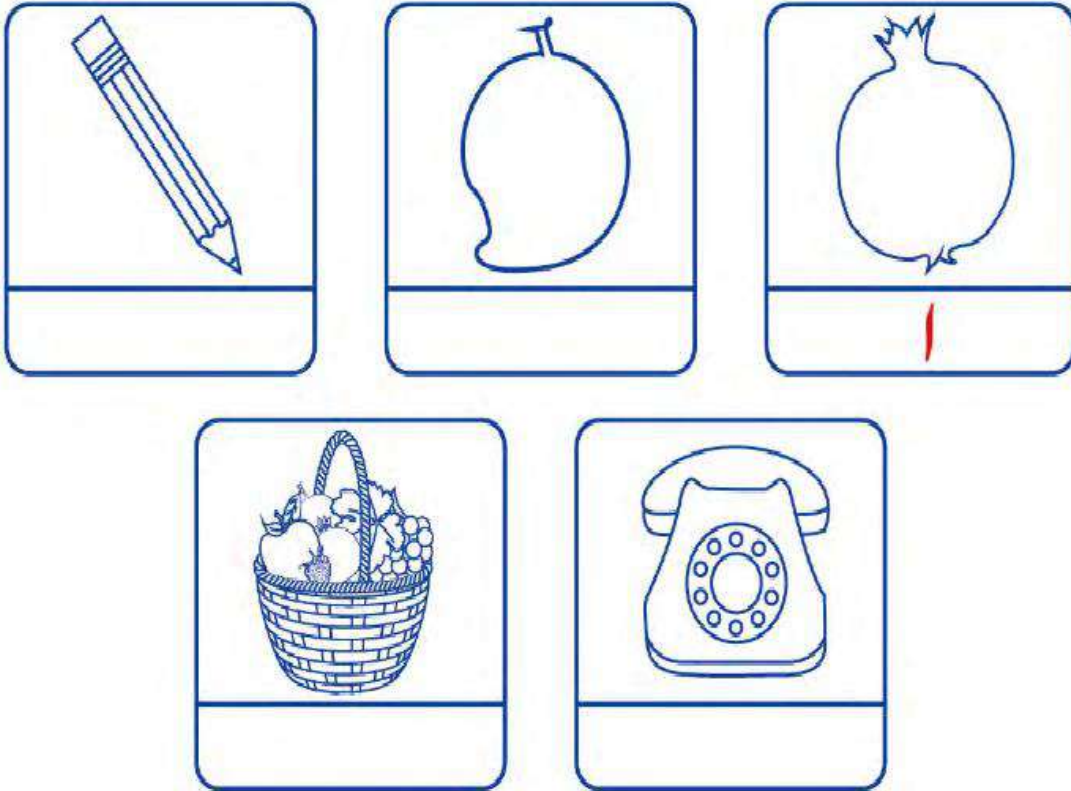


ہدایات: پنسل پھیرتے وقت پنسل کی گرفت اور حرف کی بناوٹ پر خصوصی توجہ دیجیے۔ اسی طرح کی مزید مشقیں بار بار کروائیے۔

بڑی شکل لکھیے



شروع کی آواز پہچانے اور لکھیے



ہدایات: حرف کی اچھی طرح پہچان کرو اور وہی گئی سرگرمی کروا بیٹے۔ اسی طرح کی مزید مشقیں بار بار کروا بیٹے۔

لکھیے اور پڑھیے



بلی



بالٹی



ب

ن

ب

ب

ب

ب

ب

ب

ب

ب

ب

ب

ب

ب

ب

ب

ب

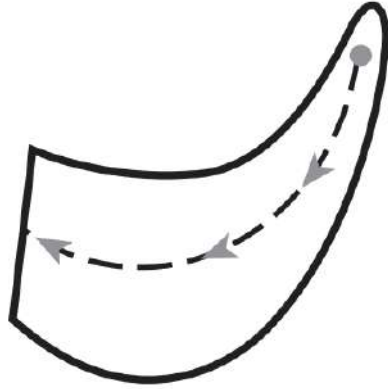
ب

ب

ب

ہدایات: حروف کی لکھائی کے وقت پنسل کی گرفت اور دست بنامت پر پھر پورا توجہ دیجیے۔ اسی طرح کی مزید مشقیں بہا بہا کروائیے۔


حرف پر پنسل پھرے اور تصاویر میں رنگ بھرے



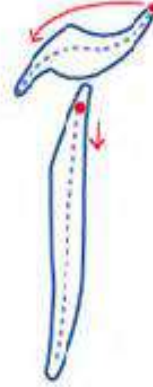
پنسل پھیرے، رنگ بھرے اور لکھیے



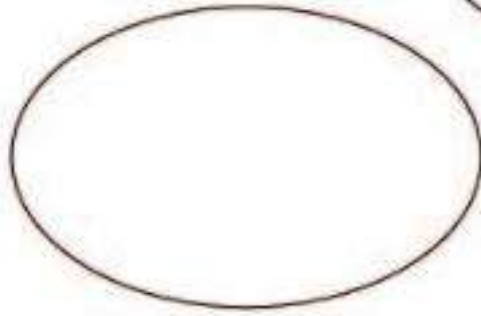
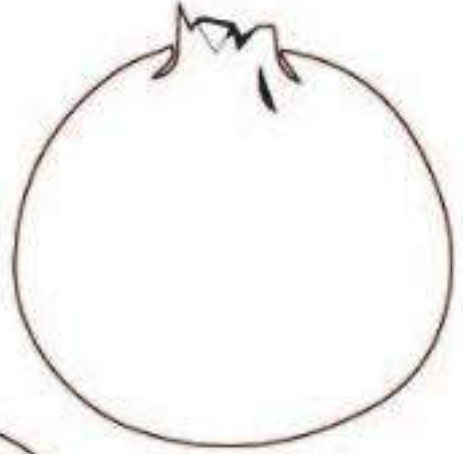
آڑو



آم



حرف پر پنسل پھرے اور تصاویر میں رنگ بھرے



تعویذ

أَعُوذُ بِاللَّهِ مِنَ الشَّيْطَانِ الرَّجِيمِ

تسمیہ

بِسْمِ اللَّهِ الرَّحْمَنِ الرَّحِيمِ

رکوع کی تسبیح

سُبْحَانَ رَبِّيَ الْعَظِيمِ

علم میں اضافہ کی دعا

رَبِّي زِدْنِي عِلْمًا

کھانے سے پہلے کی دعا

بِسْمِ اللَّهِ وَعَلَى بَرَكَاتِهِ



ہدایت: دیے گئے ناموں کو یاد کیجیے اور ان میں رنگ بھریئے۔

عَزَّوَجَلَّ  
اللَّهُ


صَلَّى اللَّهُ تَعَالَى عَلَيْهِ وَآلِهِ وَسَلَّمَ  
مُحَمَّدٌ

## اسلامیات

ہدایت: دیے گئے سوالات جو ابات یاد کیجیے اور دی گئی تصاویر میں رنگ بھریے۔

■ ہم سب کو کس نے پیدا کیا ہے؟

اللہ تعالیٰ نے۔



■ اللہ پاک کے آخری نبی کون ہیں؟

حضرت محمد صلی اللہ علیہ وسلم۔

■ قرآن مجید کس کا کلام ہے؟

اللہ تعالیٰ کا۔

